

FLS-2200

BROADBAND SOURCE



Compact, rugged and highly reliable—an essential lab testing building block.

KEY FEATURES

Covers all bands

Single SLED: 980, 1300, 1485, 1550 and 1610 nm

Dual SLED: 1300 nm/1550 nm and CWDM range (1460 to 1620 nm)

Variable output power

Optimized for power stability

SPEC SHEET

BROAD SPECTRAL RANGE, IMPRESSIVE POWER

The high-power, SLED-based FLS-2200 Broadband Source family covers all the bands needed for telecommunications applications. It provides a broader spectral range and more spectral density in a singlemode fiber than a white light source. The highly stable FLS-2200 is ideal for broadband applications, coarse wavelength-division multiplexing (CWDM) network testing, and passive optical networks (PON) component manufacturing and testing, as well as fiber-optic sensing and spectroscopy.

Two Sources, One Box

For CWDM testing, the dual-SLED option, covering the S, C and L bands, enables accurate characterization of fiber links and their passive components, with a very cost-effective test setup. Use the 1300 nm/1550 nm source for dual-window couplers and for PON components.



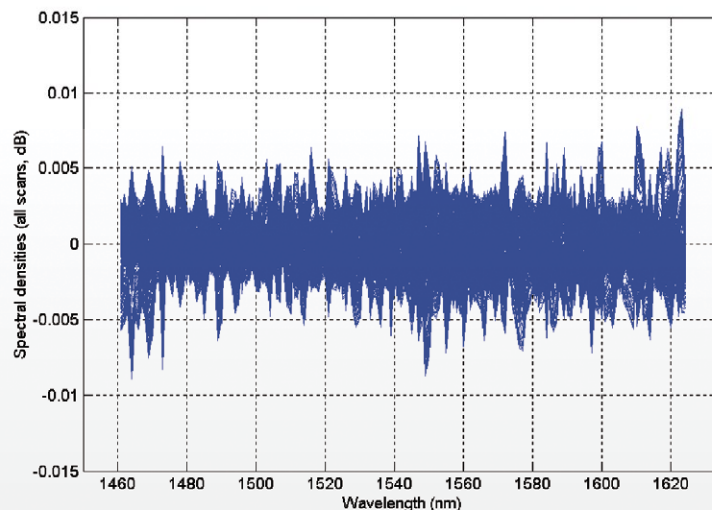
Designed for Component Testing

EXFO's FLS-2200 offers enough power along the spectrum to measure high-level insertion loss. By combining the FLS-2200 with an optical spectrum analyzer (OSA), you can efficiently qualify your components during development or perform pass/fail testing during production.

High Spectral Density Stability

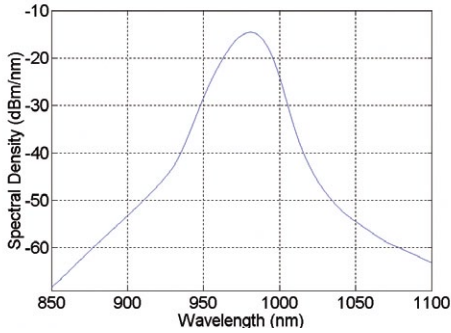
High spectral density stability is essential to ensure that the test setup produces accurate measurements, time and again. The more stable the spectrum, the less often a reference trace has to be acquired. This translates into better productivity.

After a reference trace is acquired with the OSA, it can be subtracted to all subsequent traces. With no device under test (DUT) in the system, the resulting traces, centered around the averaged value, present the typical spectral fluctuations of the source.

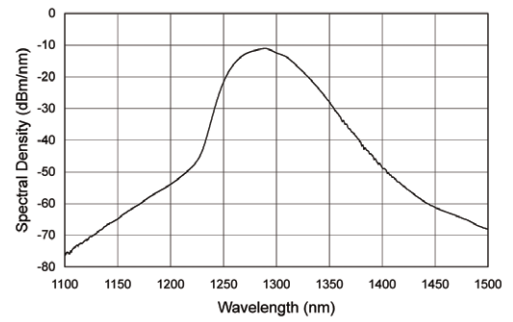


Impressive spectral density stability of the FLS-2200 Broadband Source (compilation of 30 scans, one per minute).

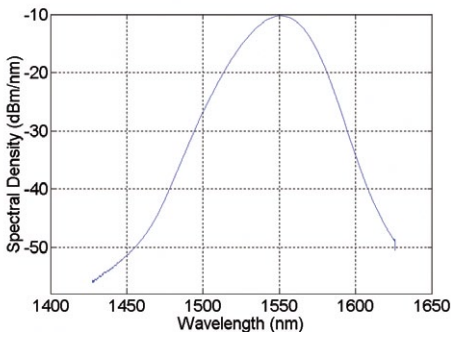
TAKE A LOOK AT THE SPECTRA* OF OUR FLS-2200 MODELS!



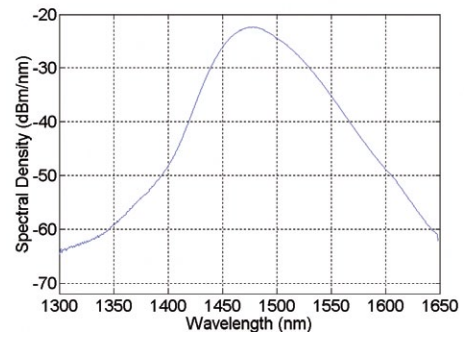
FLS-2200-06-P1



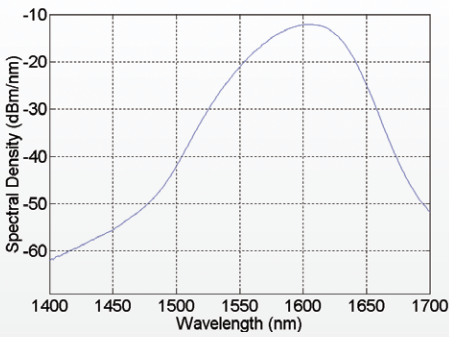
FLS-2200-02-P1-IS



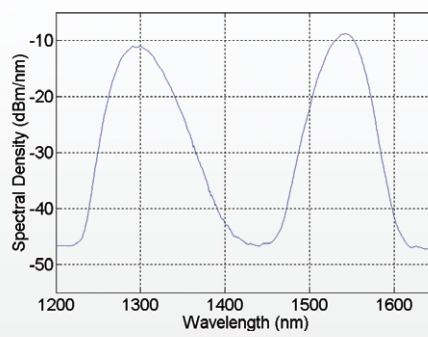
FLS-2200-03-P1-IS



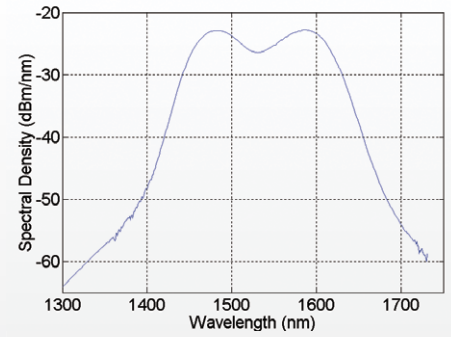
FLS-2200-05-P1-IS



FLS-2200-04-P1-IS



FLS-2200-23-P1-IS



FLS-2200-SCL-P1-IS

* These are typical spectra.

SPECIFICATIONS^a

Single SLED		FLS-2200-06 ^c	FLS-2200-02	FLS-2200-05	FLS-2200-03	FLS-2200-04
Parameter						
Center wavelength (nm)		980 ± 10	1300 ± 20	1485 ± 15	1550 ± 20	1610 ± 15
3 dB spectral width (nm)		≥ 20 (25 typ.)	≥ 40 (45 typ.)	≥ 50 (60 typ.)	≥ 50 (56 typ.)	≥ 50 (55 typ.)
Output power (dBm)		0	4	-3.5	5	5
Minimum spectral density (dBm/nm) ^b		-18 (970-990 nm)	-25 (1260-1360 nm)	-27 (1450-1510 nm)	-27 (1510-1590 nm)	-20 (1565-1640 nm)
Peak spectral density (dBm/nm) ^b		-13	-12	-21	-9	-10
Total power stability (dB) ^d	15 min 8 hours	± 0.01 ± 0.01	± 0.01 ± 0.01	± 0.01 ± 0.01	± 0.01 ± 0.01	± 0.01 ± 0.01
Spectral density stability (dB) ^{b, d, e}	15 min 8 hours	± 0.01 ± 0.015	± 0.01 ± 0.015	± 0.01 ± 0.015	± 0.01 ± 0.015	± 0.01 ± 0.015
Ripple (dB) ^{e, g}		0.3	0.3	0.3	0.3	0.3
Fiber type (µm)		5/125	9/125	9/125	9/125	9/125

Dual SLED		FLS-2200-23	FLS-2200-SCL	Notes a. Specifications are valid at 23 °C ± 2 °C, at maximum power after warmup time (30 minutes), with isolator, for return loss of ≥ 30 dB. b. Typical value. c. Specifications for the 980 nm source are set without an isolator. d. Stability is expressed as ± half the difference between the maximum and minimum values measured in the period. e. Measured in a 0.1 nm resolution bandwidth. f. Output power of dual SLED source is the sum of the power output of each individual SLED. g. The ripple is specified over a spectral range limited to 3 dB below the peak power density.
Parameter				
Center wavelength (nm)		1300 ± 20/1550 ± 20	1485 ± 15/1570 ± 10	
Output power (dBm) ^f		≥ 8	≥ -3.5	
Minimum spectral density (dBm/nm) ^b		-28 (1260-1360, 1510-1590 nm)	-29 (1460-1625 nm)	
Peak spectral density (dBm/nm) ^b		-10	-23	
Total power stability (dB) ^d	15 min 8 hours	± 0.01 ± 0.015	± 0.01 ± 0.015	
Spectral density stability (dB) ^{b, d, e}	15 min 8 hours	± 0.01 ± 0.01	± 0.01 ± 0.01	
Ripple (dB) ^{e, g}		0.3	0.3	
Fiber type (µm)		9/125	9/125	

GENERAL SPECIFICATIONS	
Size (H x W x D)	117 mm x 222 mm x 333 mm (4 5/8 in x 8 3/4 in x 13 1/8 in)
Weight ^b	2.7 kg (5.9 lb)
Temperature	operating: 0 °C to 40 °C (32 °F to 104 °F) storage: -40 °C to 70 °C (-40 °F to 158 °F)
Relative humidity	0 % to 80 % non-condensing

SAFETY
IEC 60825-1:A2: 2001
Class 1M LED Product

ORDERING INFORMATION

FLS-2200-XX-P1-IS-XX

Wavelength

- 02 = 1300 nm
- 03 = 1550 nm
- 04 = 1610 nm
- 05 = 1485 nm
- 23 = 1300/1550 nm dual-window SLEDs
- SCL = 1460 nm to 1620 nm dual SLED

Connector

- EI-EUI-28 = UPC/DIN 47256
- EI-EUI-76 = UPC/HMS-10/AG (EI only)
- EI-EUI-89 = UPC/FC narrow key
- EI-EUI-90 = UPC/ST (EI only)
- EI-EUI-91 = UPC/SC
- EI-EUI-95 = UPC/E-2000
- EA-EUI-28 = APC/DIN 47256
- EA-EUI-89 = APC/FC narrow key
- EA-EUI-91 = APC/SC
- EA-EUI-95 = APC/E-2000

FLS-2200-06-P1-00-XX

Wavelength

- 06 = 980 nm

Connector

- EI-EUI-28 = UPC/DIN 47256
- EI-EUI-76 = UPC/HMS-10/AG (EI only)
- EI-EUI-89 = UPC/FC narrow key
- EI-EUI-90 = UPC/ST (EI only)
- EI-EUI-91 = UPC/SC
- EI-EUI-95 = UPC/E-2000
- EA-EUI-28 = APC/DIN 47256
- EA-EUI-89 = APC/FC narrow key
- EA-EUI-91 = APC/SC
- EA-EUI-95 = APC/E-2000

Example: FLS-2200-03-P1-IS-EA-EUI-89

EXFO Headquarters > Tel.: +1 418 683-0211 | Toll-free: +1 800 663-3936 (USA and Canada) | Fax: +1 418 683-2170 | info@EXFO.com | www.EXFO.com

EXFO serves over 2000 customers in more than 100 countries. To find your local office contact details, please go to www.EXFO.com/contact.

EXFO is certified ISO 9001 and attests to the quality of these products. EXFO has made every effort to ensure that the information contained in this specification sheet is accurate. However, we accept no responsibility for any errors or omissions, and we reserve the right to modify design, characteristics and products at any time without obligation. Units of measurement in this document conform to SI standards and practices. In addition, all of EXFO's manufactured products are compliant with the European Union's WEEE directive. For more information, please visit www.EXFO.com/recycle. Contact EXFO for prices and availability or to obtain the phone number of your local EXFO distributor.

For the most recent version of this spec sheet, please go to the EXFO website at www.EXFO.com/specs.

In case of discrepancy, the web version takes precedence over any printed literature.